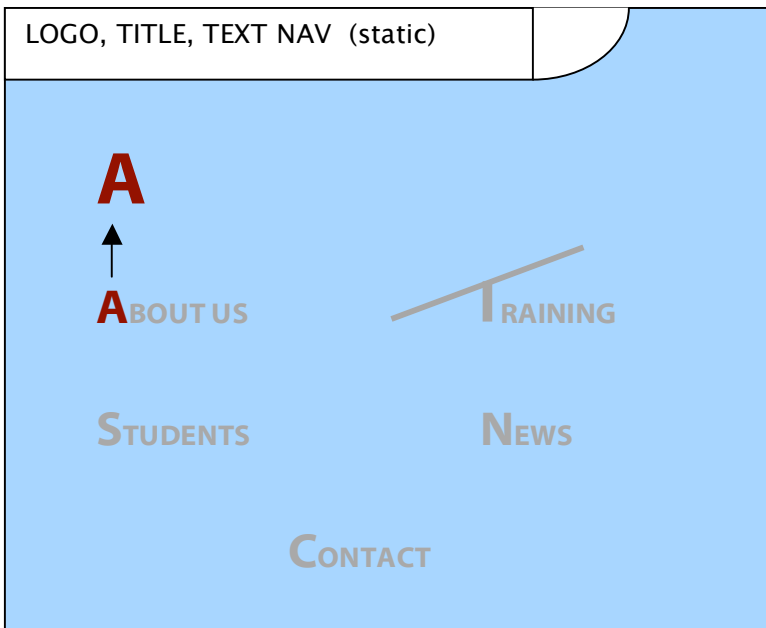
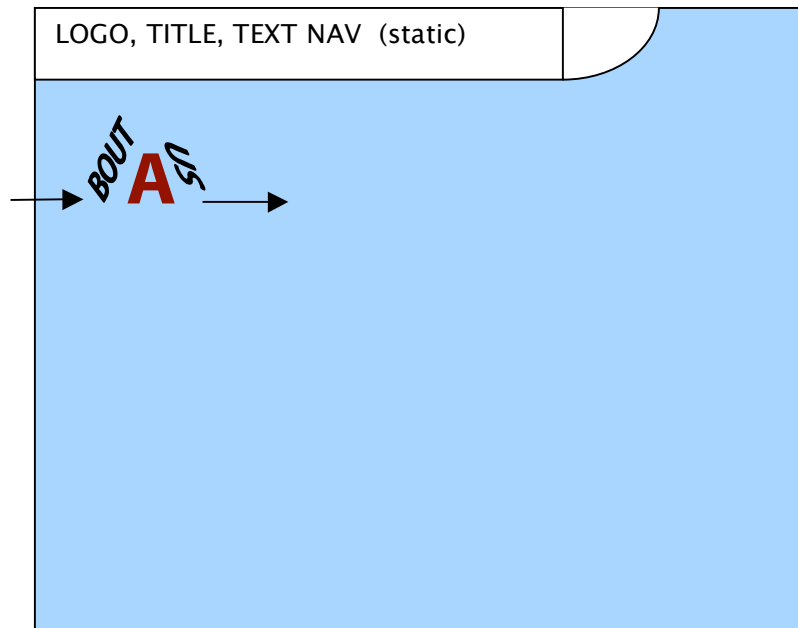


STORYBOARD FOR “ABOUT US” BUTTON

1



2

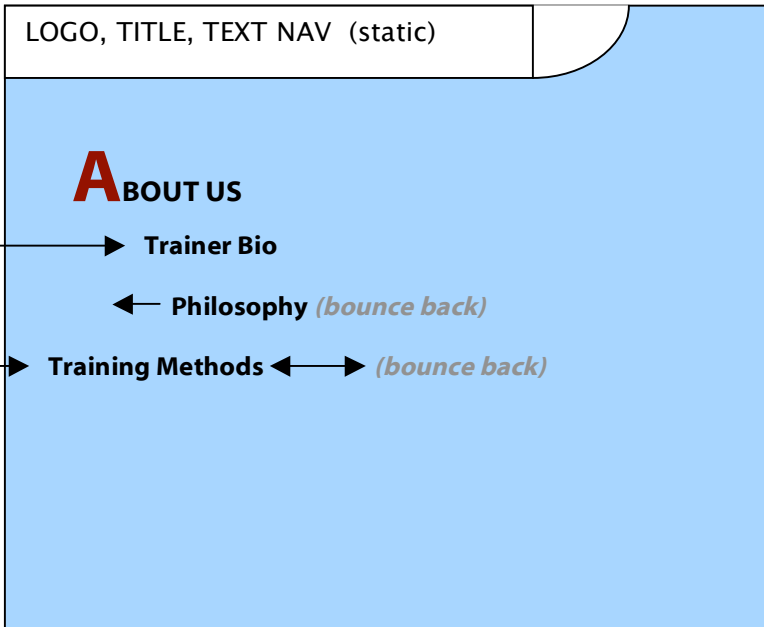


Clicking on “**About Us**” causes the screen to shift to the Second Level Page Layout (see Layouts.doc). This means that other menu items fade out, as does the background image and the “**bout Us**” portion of “**About Us**”.

Simultaneously with this fade, the letter “**A**” in “**About Us**” enlarges about 5% and moves a little further to the upper left.

Then, the “**bout Us**” lettering slides in from the left and “runs” over the “**A**” to stop in its usual position to become the header for this section of the site.

3



Immediately after the header animation, subheadings slide in from left to right, bouncing back slightly left into position.

4



The graphic / photo will fade in on the right, as will the quote at the bottom of the page.

This is what the "About Us" page will look like when the animation has finished.